

FemiLift

Give Your Feminine Life a Lift

The Optimal Solution for **Feminine Wellness**

- Safe, Easy & Effective
- Short, Minimally Invasive Treatment
- Broadens Your Clinic's Reach, Adding Real Value to Your Practice

Alma
For You. For Life.



Feminine Awakening

Physiological changes in a woman's life, such as childbirth, weight fluctuations and hormonal changes due to aging and menopause, can lead to various conditions that may have a negative effect on a woman's quality of life, self-confidence and sexuality.

The use of laser in feminine-genital health has evolved from the traditional genital-warts (condyloma*) ablation to a wide spectrum of treatments addressing post-childbirth*, post-menopause and post-cancer symptoms, as well as aesthetic concerns and sexual function improvement*.

FemiLift is a versatile platform, enabling medical practitioners to treat various feminine indications quickly and effectively. Procedures do not involve general anesthesia, and result in minimal downtime, ensuring that women can resume their routine – and regain their confidence – soon after.

*ROW

FemiLift by Alma

State-of-the-Art Technology

CO₂ lasers have been in use since the 1960's and are widely accepted as the gold standard for gynecology, ENT and dermatology procedures, mostly thanks to its dramatic, age defying results. FemiLift harnesses the power, precision and versatility of CO₂ laser technology to offer three energy delivery modes and a wide array of dedicated applicators, making it the most comprehensive and effective treatment platform for feminine health.

3 Modes of Operation

01

Pixel CO₂ – Fractional Energy Delivery

FemiLift's unique long pulse, fractional delivery of CO₂ laser energy enables the utilization of much higher energy levels, by longer pulse durations, to achieve strong and impactful thermal effect. The CO₂ laser energy is delivered to the vaginal tissue via DOE (Diffractive Optical Element) that pixelates the beam to 81 microscopic pixels in a 9x9 pattern.

The limited ablation via microscopic columns of thermal zone, penetrates deep into the submucosa, leaving the surrounding tissue intact. This allows for faster wound healing process, while stimulating new collagen synthesis and neovascularization as part of the tissue regeneration process.

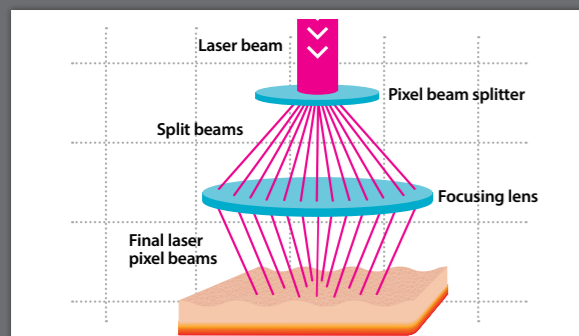


Figure A: CO₂ laser energy is delivered to the vaginal tissue using a pixel pattern, promoting faster healing and vaginal wall rejuvenation*.

02

Cut and Coagulate – Focused Energy Delivery

FemiLift combines cutting and coagulation modes of operation into a single, synergic setting, allowing physicians to perform both actions without having to switch applicators or change parameters during procedures. The Cut & Coagulate mode is highly effective in surgical applications requiring excision, incision, ablation and coagulation of tissue.

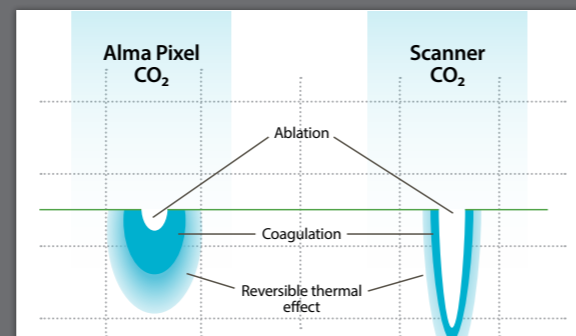


Figure B: CO₂ laser achieves a deep thermal effect for vaginal collagen remodeling.

03

Thermal Energy Delivery

FemiLite is a novel treatment mode designed specifically for patients suffering from severe vaginal atrophy and pain. The treatment, administered using FemiLift applicators, utilizes low power, high repetition rate of energy delivery, resulting in a gentle treatment, with minimal pain.

*ROW



FemiLift Offers the Widest Range of Gynecology Applications

“ FemiLift yields a high level of patient satisfaction and quick recovery time. It is a highly acceptable procedure for patients seeking a top quality treatment, efficiency, and superior lasting results. ”


Dr. Alexander Bader MD, FAAOCG,
European Board OB/GYN - Reconstructive and Cosmetic Gynecologist. Founder and President of
The European Society of Aesthetic Gynecology, (ESAG) London, Dubai, Athens

FemiLift & Slim applicators

Are designed for use in both fractional energy delivery mode, and low power, high repetition mode, for the treatment of:
GSM/VVA | SUI | Vaginal Laxity* | Severe Atrophy and Pain*


FemiLift (Diameter - 28mm)

The FemiLift applicator is uniquely designed to fit varying vaginal sizes and ensure maximum patient comfort. During the treatment, the physician rotates the applicator in a 360-degree pattern to cover the entire vaginal wall, providing optimal coverage and efficiency.



FemiLift Slim (Diameter - 18mm)

The FemiLift Slim applicator is designed to fit women with inherently narrower anatomical structures, as well as those who have experienced anatomical or histological changes such as vaginal atrophy or tissue damage resulting from oncology treatments.



FemiLift's disposable hygienic Sleeve

Suitable for each of the applicators – FemiLift / FemiLift Slim.



Focusing, TruSpot and TruScan applicators

Use Cut & Coagulate energy delivery mode for the treatment of surgical indications requiring excision, incision, ablation and coagulation of tissue, such as:
Genital Warts* | Labiaplasty* | CIN | VIN | VAIN

Focusing (50mm & 100mm)

Focal point at distance of 50mm and 100mm, delivers a beam spot size of 0.125mm and 0.20mm, respectively.



LiteScan applicator

Combines multiple scanning options including fractional pattern for the treatment of: Scars | Labia Majora Pigmentation Improvement | Condyloma* removal and more

A microprocessor-controlled laser flash scanner, optimizing procedures via automatic setting of the laser beam parameters. The applicator enables char-free superficial ablation, tissue incision and excision and two operation modes depending on the power density: High power density - Cut and/or Ablate; Low power density - Coagulation and Heating. LiteScan also features multiple scanning options.



*ROW



“ FemiLift represents a novel approach for outpatient medical treatments, with excellent treatment results, paving the way for new, safe & efficacious outpatient surgical treatment options. ”

Prof. Paolo Scollo,
President S.I.G.O. Rome, Italy

Added Value for Your Clinic:

- ➔ Tap into a new, lucrative market of vaginal remodeling*
 - ➔ Versatile platform yielding high ROI - multiple feminine health & cosmetic surgery indications
 - ➔ Exclusive non-ablative mode
 - ➔ Unique Pixel technology
-

“ The evaluation of the study's factors estimates that the cost of a laser is equivalent to an average of 10-20 surgeries, depending on the country. ”

Jorge Alberto Elías, MD,
Centro Privado de Atención de las Patologías del Piso Pelviano y la Cosmética Femenina, Buenos Aires, Argentina

Better Feminine Life for Your Patients:

- ➔ Treats various feminine health indications
- ➔ Short and safe treatments
- ➔ Painless and with minimal downtime

*ROW



Change is a natural process, but it doesn't always go according to our plans. That's where Alma's technology comes in and places the control back in our hands.

As a leading company in the field of medical aesthetics we enable thousands of physicians to help millions of patients experience truly remarkable transformations. Alma enables you to provide the most effective, quick and safe treatment possible to each person that walks into your clinic.

Clinical expertise, dedicated service and marketing support, as well as innovative technological developments: all these work together to create a comprehensive support system that benefits you. In a world that is constantly changing, one thing remains constant: patients need to know they are getting the best care possible – before, during and after their treatment. When our solution is in your hands - that promise becomes a reality.

Alma Lasers GmbH

Nordostpark 100-102
90411 Nuremberg, Germany
Tel. + 49 911 / 89 11 29-0
Fax + 49 911 / 89 11 29-99

Email: info@almalasers.com

www.almalasers.com

© 2022 Alma. All rights reserved. Alma, its logo, and FemiLift are trademarks and/or registered trademarks of Alma in the United States and/or other countries.

PBFL26021901_04

CONNECT WITH ALMA

